


# How to Build an Online store





# HOW TO BUILD AN ONLINE STORE FROM SCRATCH


*Building an online store from scratch can be a daunting task. However, with proper planning and execution, it is entirely possible.*



A decorative graphic in the top-left corner consisting of several concentric white circles of varying radii, creating a ripple effect.


# CHOOSE A NICHE

The first step is choosing a niche for your online store. This will help you refine your lens and target your marketing efforts more effectively. When choosing a niche, it is important to consider your interests, skills and experience. You should also research the market to see if there is a demand for the products or services you want to sell




## CHOOSE AN E-COMMERCE PLATFORM

Once you have decided on a niche, you must choose an e-commerce platform for your store. There are many different platforms available, each with its own strengths and weaknesses. Popular platforms include Shopify, WooCommerce, OpenCart and Magento



## SET UP YOUR STORE

After choosing an e-commerce platform, you need to set up your store. This includes adding products. create a category and configure shipping and payment options. You need to adjust the design of your store to make it look professional and inviting




# MARKET YOUR STORE

Once your store is set up, you need to start marketing it. You can market your store through a variety of channels, such as search engine optimization (SEO), social media marketing, and email marketing. You can also create a blog for your store to share content relevant to your target audience and increase SEO ranking



## PROVIDE EXCELLENT CUSTOMER SERVICE

Customer service is essential for any online store. You need to make sure that your customers get a positive experience. This includes responding to their inquiries promptly, resolving their issues quickly, and providing them with excellent products or services



# SET UP A SECURE PAYMENT PROCESSING SYSTEM


It's important to use a secure payment processing system to protect your customers' financial information. The payment gateway you choose should offer a secure checkout process that uses encryption to protect customer data. if you do business internationally you should make sure that your payment gateway supports multiple currencies





# HOW TO CREATE YOUR ONLINE STORE


Once you've established your online store, you need to start growing your business. This can be done by expanding your product offerings, entering new markets, and increasing your marketing efforts. You should also keep an eye on the competition and make sure that you're always offering the best possible products and services




# CONCLUSION



While in the comparative field, it is difficult to get a good opening in the market place so you can consider choosing an E-commerce Web Design company to grow your business. M A Q Computer Services is a Dubai-based digital agency that offers E-commerce Web Design Dubai service. We have a team of experienced and creative designers who can create custom e-commerce websites that meet the specific needs of your business. If you have any queries feel free to contact us





# THANK YOU

Have any question?

+971 55 494 3599

info@maquae.com

[www.webdesigningdubai.ae](http://www.webdesigningdubai.ae)

